

3 YEARS WARRANTY PARTS & LABOR

SPIKA NG 175

115 V / 60 Hz

SELF-CONTAINED ICE CUBE MACHINE

FEATURES

- ▶ PRODUCES FULL DICE ICE CUBES OR HALF DICE ICE CUBES
- ▶ STIF: STRONG INOX FRAME. SOLID MACHINE STRUCTURE IN 4 COLUMNS WITH AISI 304 STAINLESS STEEL FRAME
- ▶ STRONGEST DOOR IN THE MARKET. MADE OF STAINLESS STEEL. OPENING AND DAMPING SYSTEM PATENTED BY ITV
- ▶ FRONT VENTILATION CONCEPT: FRONTAL IN-OUT AIR SYSTEM ALLOWS 'BUILT IN' MACHINES
- ▶ CLEANING SWITCH: ALLOWS CIRCULATION OF WATER WITH DESCALING PRODUCT (CALKIN OR SIMILAR) WITHOUT COOLING
- ▶ "NEVER STOP" MOTOR PUMP DEVELOPED BY ITV. PUMP WITHOUT SEALS, WHICH AVOIDS DETERIORATION IN HARD WATER
- ▶ EASI: EASY ACCESS FOR SERVICE & INSTALLATION. ALL PANELS CAN BE DISASSEMBLED SEPARATELY
- ▶ ON/OFF LIGHTED ROCKER SWITCH IN FRONT PANEL
- ▶ TROPICALIZED MACHINES (T CLASS) / STAINLESS STEEL ADJUSTABLE LEGS




	24 H	70°F/21°C	50°F/10°C	90°F/32°C	70°F/21°C	lbs (Kg)	in (mm)	in (mm)	SPIKA HALF DICE 0,9" (W) x 0,4" (D) x 1" (H) 23 mm (W) x 11 mm (D) x 26 mm (H) Average dimensions
SPIKA NG 175 A		192 (87)	157 (71)	77,2 (35)	Width 26" (660)	Width 29.33" (745)	SPIKA FULL DICE 1" (W) x 0,9" (D) x 1" (H) 26 mm (W) x 23 mm (D) x 26 mm (H) Average dimensions		
SPIKA NG 175 W		192 (87)	157 (71)		Depth 27.56" (700)	Depth 30.32" (770)		Height* 33" (838)	Height 38.19" (970)

* WITH LEGS 37"/39"

ACCESSORIES

INCLUDED

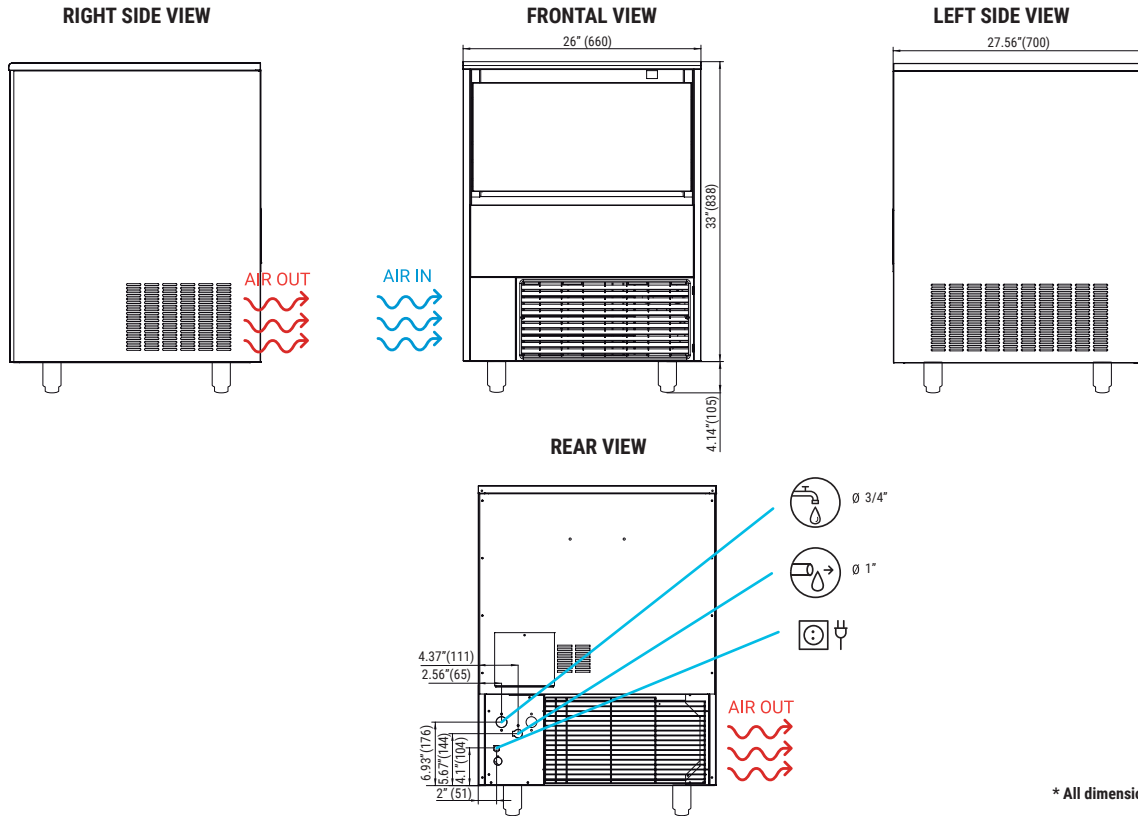


NOT INCLUDED (OPTIONAL)



TECHNICAL SCHEME

SPIKA NG 175



* All dimensions in inches (and mm)

OPERATING CONDITIONS

PRODUCTION (LBS) 60Hz

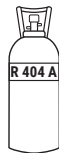
±10% V

41°F/109°F

41°F/95°F

14.5 psi (1 bar) / 87 psi (6 bar)

120/240 Ice cubes/cycle



V	Hz	ph
115	60	1N

24 H

FULL DICE
SPIKA NG 175 AIR COOLED

	50° 10°	60° 15°	70° 21°	86° 30°
50° 10°	200	191	178	160
68° 21°	192	182	169	150
90° 32°	183	171	157	137
109° 43°	170	158	144	123

24 H

FULL DICE
SPIKA NG 175 WATER COOLED

	50° 10°	60° 15°	70° 21°	86° 30°
50° 10°	200	191	178	160
68° 21°	192	182	169	150
90° 32°	183	171	157	137
109° 43°	170	158	144	123

MODELS

SPIKA NG 175 A

SPIKA NG 175 W

	ASHRAE CONDITIONS (BTu/h) (W)	(W) 109°F	(AWG/mm ²) (n.)	FUSE	100lbs 90°F / 70°F (Kwh/100 lbs)	gal 100lbs (l/h)	HEAT REJECTED (BTu/h) (W)	(lbs)	(lbs)
SPIKA NG 175 A	4,299 1,260	573	14/1.5 3	15	8.3	29.5 9	3,532 1,035	150	179
SPIKA NG 175 W	4,299 1,260	573	14/1.5 3	15	6.1	129.3 37.9	3,532 1,035	150	179



ITV Ice Makers, Inc.
9550 Satellite Blvd, Suite 100
Orlando, FL 32837
Phone: 1 407 826 1860 | Fax: 1 407 826 1861
Toll Free: 1 888 488 1423
sales@itvice.com | www.itvice.com



SERVICE
service@itvice.com
Skype: service@itvice.com
PHONE: +1 888 488 1423
FROM 8AM TO 5PM EST



2 ADDITIONAL YEARS
ON COMPRESSOR &
EVAPORATOR
Read our warranty policy
to know more about
limitations and exclusions

