



**3 YEARS WARRANTY PARTS & LABOR**

## ICE QUEEN 300C 115 V / 60 Hz

### MODULAR GRANULAR ICE MACHINE

#### FEATURES

- ▶ PRODUCES WET GRANULAR ICE
- ▶ THE MOST EFFICIENT EVAPORATOR OF THE MARKET, LOWER ENERGY CONSUMPTION AND HIGHER ICE PRODUCTION
- ▶ EVAPORATOR WITHOUT GASKETS OR SEALS
- ▶ STAINLESS STEEL AUGER WITH RESILIENT COATING TO MAXIMIZE LIFESPAN
- ▶ POWERFUL SPEED REDUCER ON TOP
- ▶ AISI 304 STAINLESS STEEL BODY
- ▶ ELECTROMECHANICAL CONTROL SYSTEM
- ▶ ICE DROPS OUT THROUGH THE OPENING ON THE BOTTOM OF THE UNIT
- ▶ ON/OFF LIGHTED ROCKER SWITCH IN FRONT PANEL
- ▶ TROPICALIZED MACHINES (T CLASS)


**!** THE INSTALLATION OF AN ANTI-SCALE FILTER AND PERIODIC CLEANING ARE ADVISED IN AREAS WITH MEDIUM OR HIGH LIMESCALE CONTENT (HARD WATER)



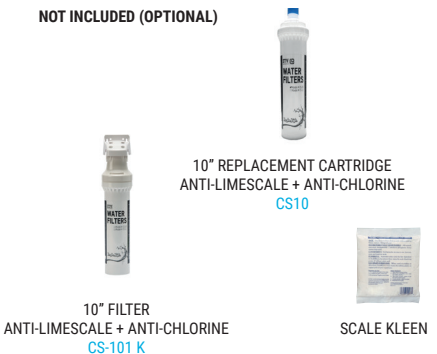
	24 H	70°F/21°C    50°F/10°C	90°F/32°C    70°F/21°C	STOCK	in (mm)	in (mm)	
		lbs (Kg)	lbs (Kg)	lbs (Kg)	in (mm)	in (mm)	<b>DRY GRANULAR ICE</b> 20% RESIDUAL WATER CONTENT
IQ 300C A		<b>360</b> (163)	<b>260</b> (118)	<b>88</b> (40)	Width <b>20"</b> (515) Depth <b>22"</b> (550) Height <b>53"</b> (1,355)	Width <b>24"</b> (615) Depth <b>26"</b> (650) Height <b>61"</b> (1,150)	
IQ 300C W		<b>365</b> (166)	<b>265</b> (120)				

#### ACCESSORIES

##### INCLUDED

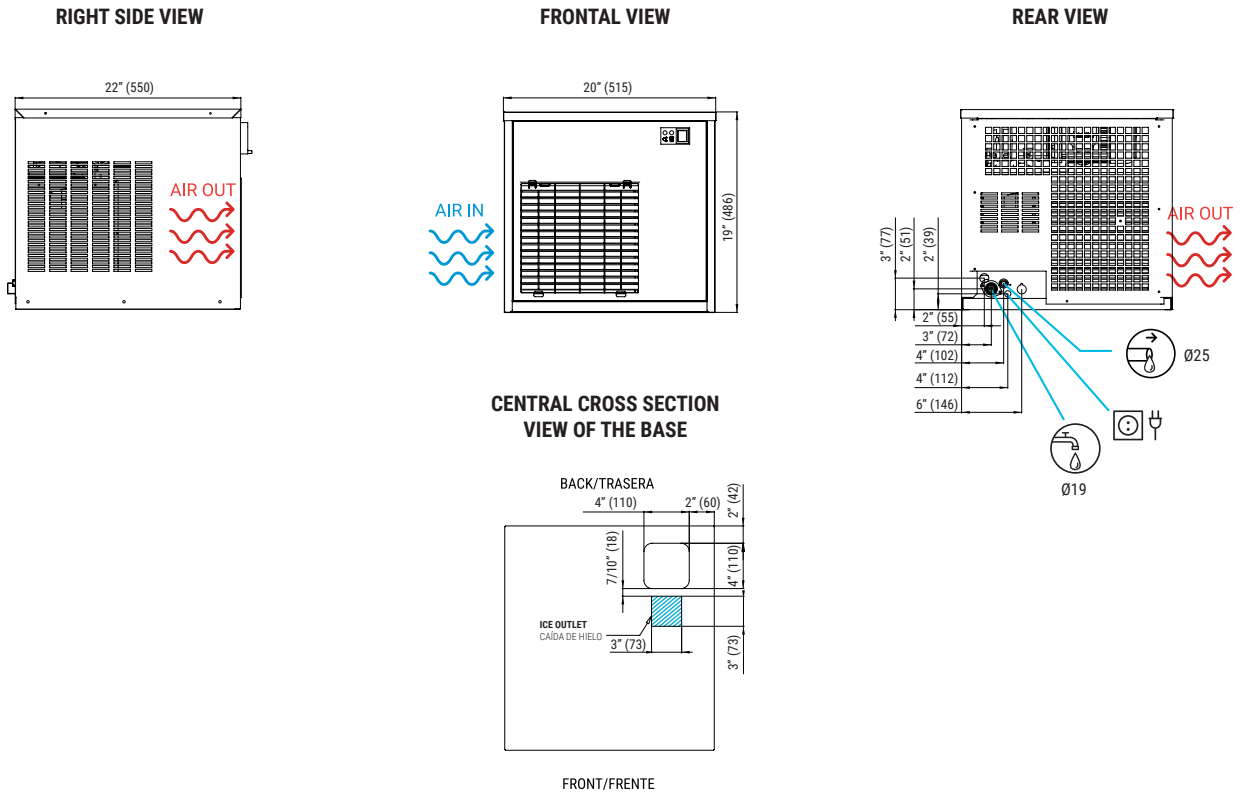


##### NOT INCLUDED (OPTIONAL)



# TECHNICAL SCHEME

## ICE QUEEN 300 C



### OPERATING CONDITIONS

\* All dimensions in inches (and mm)

#### PRODUCTION (LBS) 60Hz

Voltage	Frequency	Refrigerant	IQ 300C AIR COOLED				IQ 300C WATER COOLED			
			50°F / 10°C	60°F / 15°C	70°F / 21°C	86°F / 30°C	50°F / 10°C	60°F / 15°C	70°F / 21°C	86°F / 30°C
±10% V	60 Hz	R 404 A	379	358	329	290	384	363	335	296
41°F / 109°F			360	325	290	265	365	330	296	270
41°F / 95°F			339	302	260	236	344	306	265	241
14.5 psi (1 bar) / 87 psi (6 bar)			315	288	238	217	319	292	243	221

#### MODELS

Model	Temp. Ev. (°F)	ASHRAE CONDITIONS (BTU/h) (W)	(W) 109°F	(AWG/mm²) (n.)	FUSE	100lbs 90°F / 70°F (Kwh/100 lbs)	gal 100lbs (l/h)	HEAT REJECTED (BTU/h) (W)	(lbs)	(lbs)
IQ 300 C A	10.4°	5,285 1,549	640	14/1.5 3	10	5.4	11.9 6.8	4,125 1,209	165	187
IQ 300 C W	10.4°	5,285 1,549	640	14/1.5 3	10	5.4	47.5 27.6	4,125 1,209	165	187



ITV Ice Makers, Inc.  
9550 Satellite Blvd, Suite 100  
Orlando, FL 32837  
Phone: 1 407 826 1860 | Fax: 1 407 826 1861  
Toll Free: 1 888 488 1423  
sales@itvice.com | www.itvice.com



SERVICE  
service@itvice.com  
Skype: service@itvice.com  
PHONE: +1 888 488 1423  
FROM 8AM TO 5PM EST



2 ADDITIONAL YEARS  
ON COMPRESSOR &  
EVAPORATOR  
Read our warranty policy  
to know more about  
limitations and exclusions

